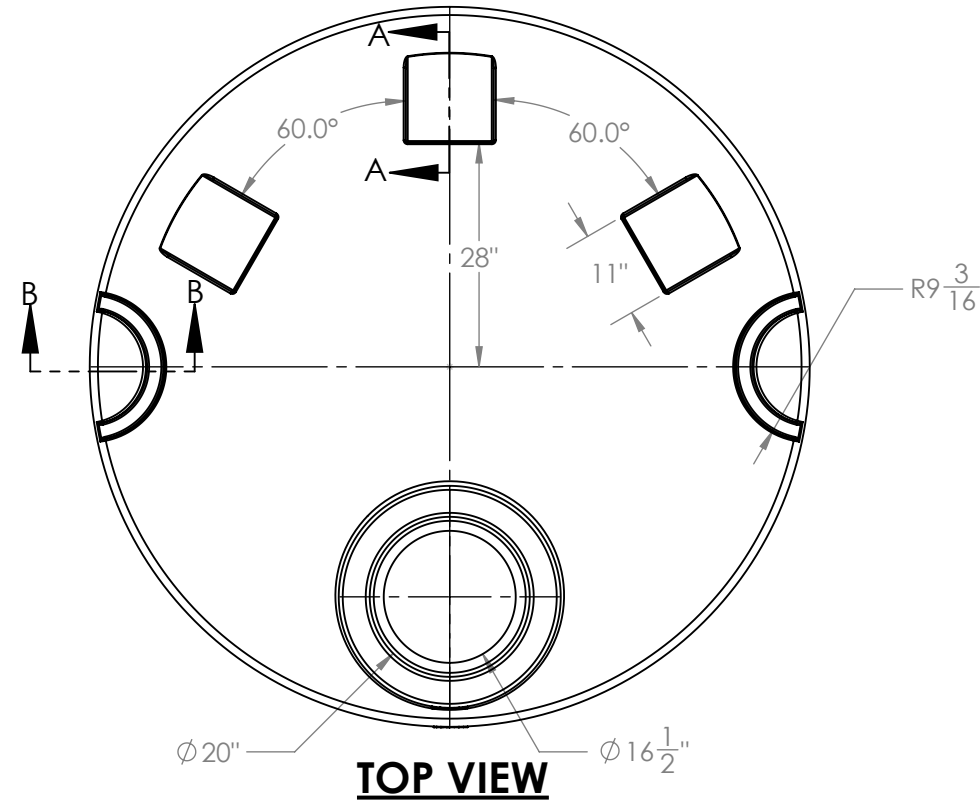
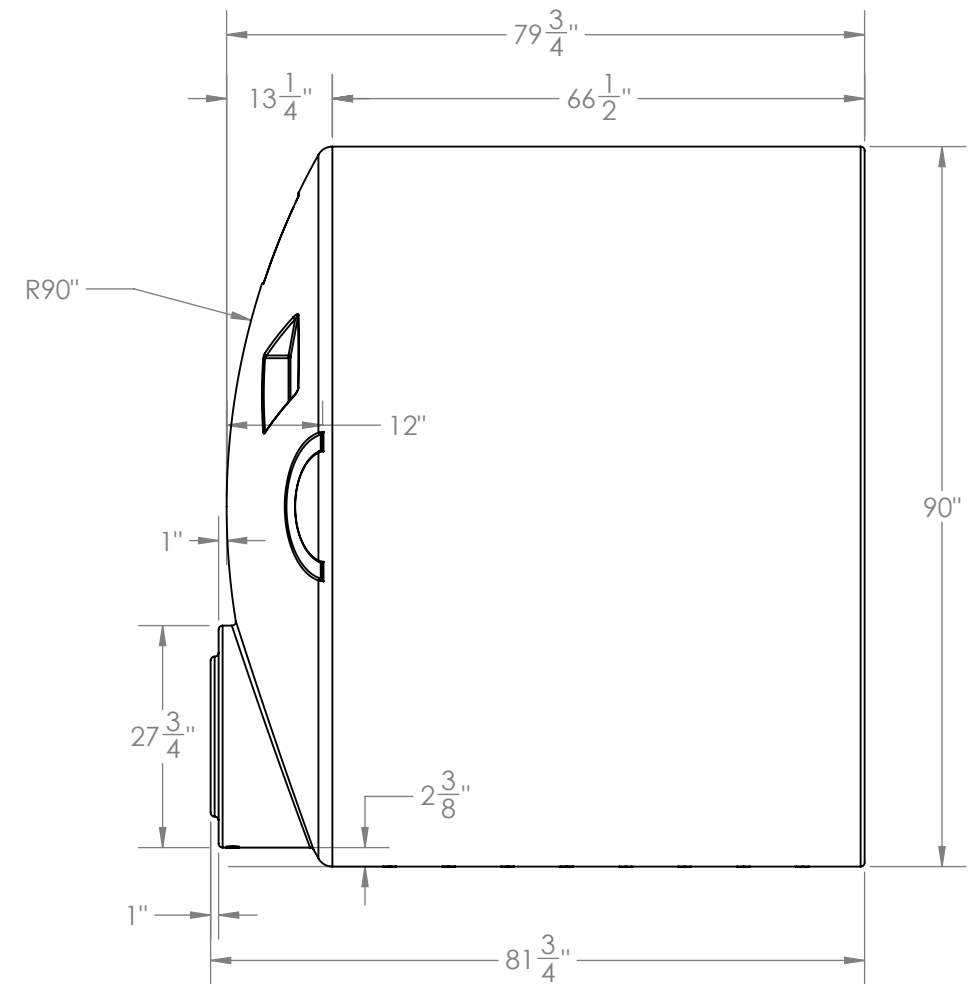


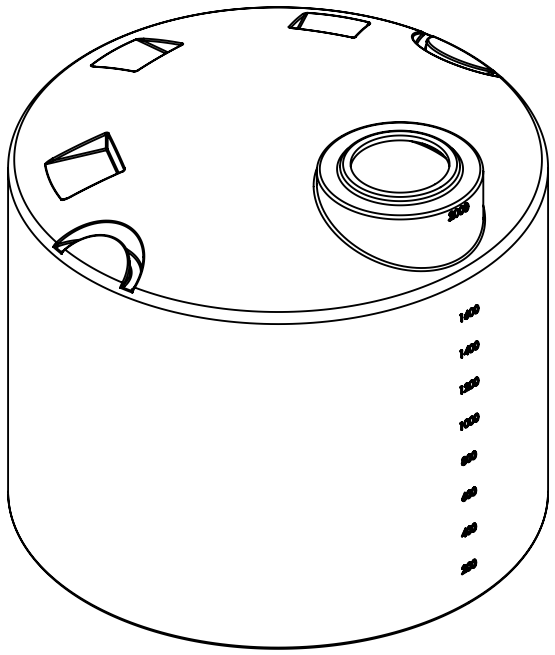
FRONT VIEW



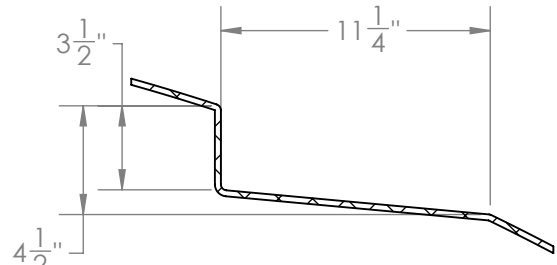
TOP VIEW



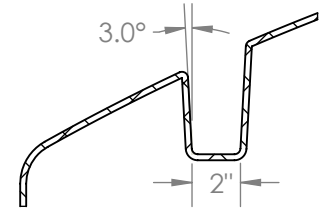
SIDE VIEW



ISO VIEW
SCALE 1:32



SECTION A-A
SCALE 1 : 8



SECTION B-B
SCALE 1 : 8

STANDARD SPECS:
16" FILL OPENING,
(1) 2" POLYPROPYLENE FITTING
WITH SIPHON TUBE
IN STANDARD LOCATIONS

PROPRIETARY AND CONFIDENTIAL
THE INFORMATION CONTAINED IN THIS
DRAWING IS THE SOLE PROPERTY OF
PEABODY ENGINEERING. ANY
REPRODUCTION IN PART OR AS A WHOLE
WITHOUT THE WRITTEN PERMISSION OF
PEABODY ENGINEERING IS
PROHIBITED.

UNLESS OTHERWISE SPECIFIED:
DIMENSIONS ARE IN INCHES
TOLERANCES:
FRACTIONAL ± 1/8"
ONE PLACE DECIMAL ± .25"
TWO PLACE DECIMAL ± .125"
THREE PLACE DECIMAL ± .063"

TANK MATERIAL:
HDPE

INNER TANK S/N:
-

OUTER TANK S/N:
-

CUSTOMER PO#
-

DO NOT SCALE DRAWING

	NAME	DATE
DRAWN	NBH	6/15/16
CHECKED		
ENG APPR.		
MFG APPR.		
Q.A.		
COMMENTS:		

PROJECT: -		
CUSTOMER: PEABODY STANDARD		
SITE/LOCATION: FOB: WA		
DRAWING#:		
SIZE	DESC.	REV.
B	2000 GA VERTICAL TANK Ø90" x 84"	
SCALE: 1:24		SHEET 1 OF 1